

112.01.1000

Compressor (Twin Cylinder)

Application: TRUCK B10B / B10L / B10M BUS B10B / B10L / B10BLE / B10LA



OEM	OE
LP4934	8112543
II15992	3037346
LP4934	OE52096


Cylinder Bore	Ø88
Stroke	50
Swept Volume	608
Air Inlet Port Size	Ø29
Air Delivery Port Size	M26x1.5
Number of Cylinders	2
Through Drive	YES
Unloader Port Size	M22x1.5
Water Or Air Cooled	W
Water Inlet Port Size	M16x1.5
Water Delivery Port Size	M16x1.5
Water Cooled Valve Plate	YES

Components


112.01.1100 Crankcase

OEM	OE
	

112.01.1200 Cylinder Head

OEM	OE
	SEB01052004 3097144

112.01.1210 Cylinder Head With Plate Kit

OEM	OE
	


110.01.1400 Connecting Rod

OEM	OE
	SEB00967004 3097151

112.01.1500 Crankshaft

OEM	OE
	EB01831 2EB017531

102.01.1580 Nut For Crankshaft

OEM	OE
	464642 1315273 1698672 1698672 464642


110.01.1600 Bearing Cover

OEM	OE
	II159920065 1376275 3097150


102.01.2600 Bushing

OEM	OE
	EB00819 1315274 1697278 1697286 5001830853 1697286


110.01.2700 Screw Kit

OEM	OE
	


102.01.2500 Unloader Valve Kit

OEM	OE
	II159920063 1376279 3097147

110.01.1700 Piston With Rings (STD)

OEM	OE
	SEB22555 1361265 1409318 1698848 3095841 51541036001 81541190007 85101375
110.01.1700-Ø88.00 mm	
110.01.1710-Ø88.25 mm	
110.01.1720-Ø88.50 mm	
110.01.1730-Ø88.75 mm	
110.01.1740-Ø89.00 mm	

110.01.1800 Piston Ring Kit (STD)

OEM	OE
	I811690062 3097153 I139526F0061 85100626
110.01.1800-Ø88.00 mm	
110.01.1810-Ø88.25 mm	
110.01.1820-Ø88.50 mm	
110.01.1830-Ø88.75 mm	
110.01.1840-Ø89.00 mm	

102.01.1900 Bottom Cover Kit		OEM	OE
		EB01058	1283816 1697772

112.01.2300 Repair Kit With Bushing		OEM	OE

112.01.2350 Repair Kit w/o Bushing		OEM	OE
		SEB22560 SEB22596	

112.01.2330 Repair Kit		OEM	OE

112.01.2320 Repair Kit		OEM	OE

110.01.1280 Head Repair Kit		OEM	OE

112.01.2100 Gasket & Sealing Kit		OEM	OE
		SEB22561	1376281 1542159 3097143

110.01.1300 Plate Kit		OEM	OE
		SEB01033004	1376272 3097146

112.01.1310 Plate Kit, Complete		OEM	OE

110.01.2200 Valve Kit		OEM	OE
		SEB01138004 I1326840061	1376280 1391386 3091718 3091739

110.01.2400 Valve Kit		OEM	OE

110.01.2900 Gear		OEM	OE
			1556250 1677848

		OEM	OE

		OEM	OE

		OEM	OE

		OEM	OE

		OEM	OE

		OEM	OE

631.01.1000

Compressor (Twin Cylinder)

Application: 630 cc



OEM	OE
LK4959	2488A302
K014371	
K016996	

Cylinder Bore	Ø86
Stroke	54
Swept Volume	628
Air Inlet Port Size	M26x1.5
Air Delivery Port Size	M26x1.5
Number of Cylinders	2
Through Drive	YES
Unloader Port Size	M12x1.5
Water Or Air Cooled	W
Water Inlet Port Size	M18x1.5
Water Delivery Port Size	M18x1.5
Water Cooled Valve Plate	YES

Components

409.01.1200 Cylinder Head

OEM	OE
SEB01851004	42549152

409.01.1210 Cylinder Head With Plate Kit

OEM	OE

409.01.1300 Plate Kit

OEM	OE
SEB01878004	42549149

409.01.1400 Connecting Rod

OEM	OE
SEB22464	85104324

409.01.1900 Bottom Cover Kit

OEM	OE

409.01.2600 Bushing

OEM	OE

102.01.2700 Screw Kit

OEM	OE

409.01.2200 Valve Kit

OEM	OE

409.01.2500 Unloader Valve Kit

OEM	OE

408.01.1700 Piston With Rings (STD)

OEM	OE
SEB22547	42549147
	42562096
	42534241
	42536601

408.01.1700-Ø86.00 mm
408.01.1710-Ø86.25 mm
408.01.1720-Ø86.50 mm
408.01.1730-Ø86.75 mm
408.01.1740-Ø87.00 mm

408.01.1800 Piston Ring Kit (STD)

OEM	OE

408.01.1800-Ø86.00 mm
408.01.1810-Ø86.25 mm
408.01.1820-Ø86.50 mm
408.01.1830-Ø86.75 mm
408.01.1840-Ø87.00 mm

409.01.2300 Repair Kit With Bushing

OEM	OE

409.01.2350 Repair Kit w/o Bushing

	OEM	OE

409.01.2330 Repair Kit

	OEM	OE

409.01.2320 Repair Kit

	OEM	OE

409.01.1280 Head Repair Kit

	OEM	OE

409.01.2100 Gasket & Sealing Kit

	OEM	OE
	SEB22550	42549151

	OEM	OE

	OEM	OE

	OEM	OE

	OEM	OE

	OEM	OE

	OEM	OE

	OEM	OE

	OEM	OE

	OEM	OE

	OEM	OE

	OEM	OE

	OEM	OE

	OEM	OE

655.01.1000

Compressor (Single Cylinder)

Application: PHASER ENGINE



OEM	OE
LK3835 SEB01599	2488A293 451-1179

Cylinder Bore	Ø80
Stroke	45
Swept Volume	225
Air Inlet Port Size	M26x1.5
Air Delivery Port Size	M22x1.5
Number of Cylinders	1
Through Drive	YES
Unloader Port Size	M10x1
Water Or Air Cooled	W
Water Inlet Port Size	M16x1.5
Water Delivery Port Size	M16x1.5
Water Cooled Valve Plate	YES

Components

656.01.1100 Crankcase

OEM	OE

702.01.1200 Cylinder Head

OEM	OE
	SEB01763004 SEB01814004
	9P918392

702.01.1210 Cylinder Head With Plate Kit

OEM	OE

620.01.1300 Plate Kit

OEM	OE
	SEB01593004 SEB22461
	9P918391

409.01.1400 Connecting Rod

OEM	OE
	SEB22464
	85104324

655.01.1500 Crankshaft

OEM	OE

620.01.1580 Nut For Crankshaft

OEM	OE

655.01.1600 Bearing Cover

OEM	OE

102.01.2600 Bushing

OEM	OE
	EB00819
	1315274 1697278 1697286 5001830853 1697286

120.01.1900 Bottom Cover Kit

OEM	OE

120.01.1700 Piston With Rings (STD)

OEM	OE
	SEB22517 SEB01594004
	1452718 1844254 42549206 85104325 7421136656 9P918388
120.01.1700-Ø80.00 mm 120.01.1710-Ø80.25 mm 120.01.1720-Ø80.50 mm 120.01.1730-Ø80.75 mm 120.01.1740-Ø81.00 mm	

120.01.1800 Piston Ring Kit (STD)

OEM	OE
	SEB22463
120.01.1800-Ø80.00 mm 120.01.1810-Ø80.25 mm 120.01.1820-Ø80.50 mm 120.01.1830-Ø80.75 mm 120.01.1840-Ø81.00 mm	

701.01.2300 Repair Kit With Bushing

	OEM	OE

701.01.2350 Repair Kit w/o Bushing

	OEM	OE

701.01.2330 Repair Kit

	OEM	OE
SEB22519		

701.01.2320 Repair Kit

	OEM	OE

701.01.2340 Repair Kit

	OEM	OE

701.01.1280 Head Repair Kit

	OEM	OE

434.01.2100 Gasket & Sealing Kit

	OEM	OE

120.01.2200 Valve Kit

	OEM	OE

620.01.2500 Unloader Valve Kit

	OEM	OE
II38147F0061 5411307715		

120.01.2700 Screw Kit

	OEM	OE

	OEM	OE

	OEM	OE

	OEM	OE

	OEM	OE

	OEM	OE

	OEM	OE

	OEM	OE

	OEM	OE

656.01.1000

Compressor (Single Cylinder)

Application: PHASER ENGINE



OEM	OE
LK3834 SEB01597	2488A291

Cylinder Bore	Ø80
Stroke	45
Swept Volume	225
Air Inlet Port Size	M26x1.5
Air Delivery Port Size	M22x1.5
Number of Cylinders	1
Through Drive	YES
Unloader Port Size	M10x1
Water Or Air Cooled	W
Water Inlet Port Size	M16x1.5
Water Delivery Port Size	M16x1.5
Water Cooled Valve Plate	YES

Components

656.01.1100 Crankcase

OEM	OE

702.01.1200 Cylinder Head

OEM	OE
	SEB01763004 SEB01814004
	9P918392

702.01.1210 Cylinder Head With Plate Kit

OEM	OE

620.01.1300 Plate Kit

OEM	OE
	SEB01593004 SEB22461
	9P918391

409.01.1400 Connecting Rod

OEM	OE
	SEB22464
	85104324

702.01.1500 Crankshaft

OEM	OE

702.01.1600 Bearing Cover

OEM	OE

120.01.1900 Bottom Cover Kit

OEM	OE

102.01.2600 Bushing

OEM	OE
	EB00819
	1315274 1697278 1697286 5001830853 1697286

120.01.2700 Screw Kit

OEM	OE

120.01.1700 Piston With Rings (STD)

OEM	OE
	SEB22517 SEB01594004
	1452718 1844254 42549206 85104325 7421136656 9P918388
120.01.1700-Ø80.00 mm 120.01.1710-Ø80.25 mm 120.01.1720-Ø80.50 mm 120.01.1730-Ø80.75 mm 120.01.1740-Ø81.00 mm	

120.01.1800 Piston Ring Kit (STD)

OEM	OE
	SEB22463
120.01.1800-Ø80.00 mm 120.01.1810-Ø80.25 mm 120.01.1820-Ø80.50 mm 120.01.1830-Ø80.75 mm 120.01.1840-Ø81.00 mm	

701.01.2300 Repair Kit With Bushing

	OEM	OE

701.01.2350 Repair Kit w/o Bushing

	OEM	OE

701.01.2330 Repair Kit

	OEM	OE
	SEB22519	

701.01.2320 Repair Kit

	OEM	OE

701.01.2340 Repair Kit

	OEM	OE

701.01.1280 Head Repair Kit

	OEM	OE

701.01.2100 Gasket & Sealing Kit

	OEM	OE

120.01.2200 Valve Kit

	OEM	OE

620.01.2500 Unloader Valve Kit

	OEM	OE
	I138147F0061	5411307715

	OEM	OE

	OEM	OE

	OEM	OE

	OEM	OE

	OEM	OE

	OEM	OE


	OEM	OE

	OEM	OE

	OEM	OE

657.01.1000 Compressor (Single Cylinder)

Application: PHASER ENGINE



OEM	OE
LK3836 SEB01601	2488A292

Cylinder Bore	Ø80
Stroke	45
Swept Volume	225
Air Inlet Port Size	M26x1.5
Air Delivery Port Size	M22x1.5
Number of Cylinders	1
Through Drive	YES
Unloader Port Size	-
Water Or Air Cooled	W
Water Inlet Port Size	M16x1.5
Water Delivery Port Size	M16x1.5
Water Cooled Valve Plate	YES

Components

656.01.1100 Crankcase

OEM	OE

622.01.1200 Cylinder Head

OEM	OE
	SEB01760004

622.01.1210 Cylinder Head With Plate Kit

OEM	OE

120.01.1300 Plate Kit

OEM	OE
	SEB01916004 1452714 1689834 42549208 85104326

409.01.1400 Connecting Rod

OEM	OE
	SEB22464 85104324

702.01.1500 Crankshaft

OEM	OE

702.01.1600 Bearing Cover

OEM	OE

120.01.1900 Bottom Cover Kit

OEM	OE

102.01.2600 Bushing

OEM	OE
	EB00819 1315274 1697278 1697286 5001830853 1697286

120.01.2700 Screw Kit

OEM	OE

120.01.1700 Piston With Rings (STD)

OEM	OE
	SEB22517 SEB01594004 1452718 1844254 42549206 85104325 7421136656 9P918388
120.01.1700-Ø80.00 mm 120.01.1710-Ø80.25 mm 120.01.1720-Ø80.50 mm 120.01.1730-Ø80.75 mm 120.01.1740-Ø81.00 mm	

120.01.1800 Piston Ring Kit (STD)

OEM	OE
	SEB22463
120.01.1800-Ø80.00 mm 120.01.1810-Ø80.25 mm 120.01.1820-Ø80.50 mm 120.01.1830-Ø80.75 mm 120.01.1840-Ø81.00 mm	

434.01.2300 Repair Kit With Bushing

OEM	OE

434.01.2350 Repair Kit w/o Bushing

OEM	OE
SEB22461	42549207

434.01.2320 Repair Kit

OEM	OE
SEB22461	

701.01.2340 Repair Kit

OEM	OE

120.01.1280 Head Repair Kit

OEM	OE

434.01.2100 Gasket & Sealing Kit

OEM	OE

120.01.2200 Valve Kit

OEM	OE

OEM	OE

OEM	OE

OEM	OE

OEM	OE

OEM	OE

OEM	OE

OEM	OE

OEM	OE

OEM	OE

OEM	OE

OEM	OE

658.01.1000

Compressor (Single Cylinder)

Application: PHASER ENGINE



OEM	OE
LK3837 SEB01602	2488A294

Cylinder Bore	Ø80
Stroke	45
Swept Volume	225
Air Inlet Port Size	M26x1.5
Air Delivery Port Size	M22x1.5
Number of Cylinders	1
Through Drive	YES
Unloader Port Size	-
Water Or Air Cooled	W
Water Inlet Port Size	M16x1.5
Water Delivery Port Size	M16x1.5
Water Cooled Valve Plate	YES

Components

656.01.1100 Crankcase

OEM	OE

622.01.1200 Cylinder Head

OEM	OE
	SEB01760004

622.01.1210 Cylinder Head With Plate Kit

OEM	OE

120.01.1300 Plate Kit

OEM	OE
	SEB01916004 1452714 1689834 42549208 85104326

409.01.1400 Connecting Rod

OEM	OE
	SEB22464 85104324

655.01.1500 Crankshaft

OEM	OE

655.01.1600 Bearing Cover

OEM	OE

102.01.2600 Bushing

OEM	OE
	EB00819 1315274 1697278 1697286 5001830853 1697286

620.01.1580 Nut For Crankshaft

OEM	OE

120.01.2700 Screw Kit

OEM	OE

120.01.1700 Piston With Rings (STD)

OEM	OE
	SEB22517 SEB01594004 1452718 1844254 42549206 85104325 7421136656 9P918388
120.01.1700-Ø80.00 mm 120.01.1710-Ø80.25 mm 120.01.1720-Ø80.50 mm 120.01.1730-Ø80.75 mm 120.01.1740-Ø81.00 mm	

120.01.1800 Piston Ring Kit (STD)

OEM	OE
	SEB22463
120.01.1800-Ø80.00 mm 120.01.1810-Ø80.25 mm 120.01.1820-Ø80.50 mm 120.01.1830-Ø80.75 mm 120.01.1840-Ø81.00 mm	

434.01.2300 Repair Kit With Bushing

	OEM	OE

434.01.2350 Repair Kit w/o Bushing

	OEM	OE
	SEB22461	42549207

434.01.2320 Repair Kit

	OEM	OE
	SEB22461	

701.01.2340 Repair Kit

	OEM	OE

120.01.1280 Head Repair Kit

	OEM	OE

434.01.2100 Gasket & Sealing Kit

	OEM	OE

120.01.2200 Valve Kit

	OEM	OE

120.01.1900 Bottom Cover Kit

	OEM	OE

	OEM	OE

	OEM	OE

	OEM	OE

	OEM	OE

	OEM	OE

	OEM	OE

	OEM	OE

	OEM	OE


	OEM	OE

	OEM	OE

667.01.1000

Compressor (Single Cylinder)

Application: 150 cc



OEM	OE
1189497	2488A285
1W150R	
1186502	

Cylinder Bore	Ø75
Stroke	33
Swept Volume	146
Air Inlet Port Size	M26x1.5
Air Delivery Port Size	M26x1.5
Number of Cylinders	1
Through Drive	YES
Unloader Port Size	-
Water Or Air Cooled	W
Water Inlet Port Size	1/2'-14 PTF
Water Delivery Port Size	1/2'-14 PTF
Water Cooled Valve Plate	YES

Components

668.01.1100 Crankcase

OEM	OE

667.01.1200 Cylinder Head

OEM	OE

667.01.1210 Cylinder Head With Plate Kit

OEM	OE

667.01.1300 Plate Kit

OEM	OE

630.01.1400 Connecting Rod

OEM	OE

630.01.1500 Crankshaft

OEM	OE

630.01.1600 Bearing Cover

OEM	OE

667.01.2200 Valve Kit

OEM	OE

630.01.1900 Bottom Cover Kit

OEM	OE

630.01.2600 Bushing


OEM	OE


630.01.1700 Piston With Rings (STD)

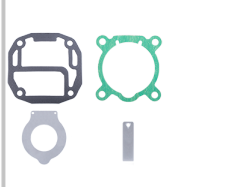
OEM	OE
630.01.1700-Ø80.00 mm 630.01.1710-Ø80.25 mm 630.01.1720-Ø80.50 mm 630.01.1730-Ø80.75 mm 630.01.1740-Ø81.00 mm	


630.01.1800 Piston Ring Kit (STD)

OEM	OE
	93161305
630.01.1800-Ø80.00 mm 630.01.1810-Ø80.25 mm 630.01.1820-Ø80.50 mm 630.01.1830-Ø80.75 mm 630.01.1840-Ø81.00 mm	

667.01.2300 Repair Kit With Bushing	
OEM	OE
	

667.01.2350 Repair Kit w/o Bushing	
OEM	OE
	

667.01.1280 Head Repair Kit	
OEM	OE
	

667.01.2100 Gasket & Sealing Kit	
OEM	OE
	

OEM	OE

OEM	OE

OEM	OE

OEM	OE

OEM	OE

OEM	OE

OEM	OE

OEM	OE

OEM	OE

OEM	OE

OEM	OE

OEM	OE


OEM	OE

OEM	OE

668.01.1000

Compressor (Single Cylinder)

Application: 251 cc



OEM	OE
1189499	2488A287
1W250R	
K021968	

Cylinder Bore	Ø80
Stroke	50
Swept Volume	251
Air Inlet Port Size	M26x1.5
Air Delivery Port Size	M26x1.5
Number of Cylinders	1
Through Drive	YES
Unloader Port Size	1/8'-27 NPSI
Water Or Air Cooled	W
Water Inlet Port Size	1/2'-14 PTF
Water Delivery Port Size	1/2'-14 PTF
Water Cooled Valve Plate	YES

Components

668.01.1100 Crankcase

OEM	OE

668.01.1200 Cylinder Head

OEM	OE

668.01.1210 Cylinder Head With Plate Kit

OEM	OE

668.01.1300 Plate Kit

OEM	OE

630.01.1400 Connecting Rod

OEM	OE

630.01.1500 Crankshaft

OEM	OE

668.01.1600 Bearing Cover

OEM	OE

630.01.1900 Bottom Cover Kit

OEM	OE

630.01.2600 Bushing

OEM	OE

668.01.2200 Valve Kit

OEM	OE

630.01.1700 Piston With Rings (STD)

OEM	OE
630.01.1700-Ø80.00 mm 630.01.1710-Ø80.25 mm 630.01.1720-Ø80.50 mm 630.01.1730-Ø80.75 mm 630.01.1740-Ø81.00 mm	

630.01.1800 Piston Ring Kit (STD)

OEM	OE
	93161305
630.01.1800-Ø80.00 mm 630.01.1810-Ø80.25 mm 630.01.1820-Ø80.50 mm 630.01.1830-Ø80.75 mm 630.01.1840-Ø81.00 mm	

668.01.2300 Repair Kit With Bushing

OEM	OE

668.01.2350 Repair Kit w/o Bushing

OEM	OE

668.01.1280 Head Repair Kit

OEM	OE

668.01.2100 Gasket & Sealing Kit

OEM	OE

668.01.2500 Unloader Valve Kit

OEM	OE

OEM	OE

OEM	OE

OEM	OE

OEM	OE

OEM	OE

OEM	OE

OEM	OE

OEM	OE

OEM	OE

OEM	OE

OEM	OE


OEM	OE

OEM	OE

676.01.1000

Compressor (Twin Cylinder)

Application: 440 cc



OEM	OE
LP4842 II30901	OE52488

Cylinder Bore	Ø75
Stroke	50
Swept Volume	440
Air Inlet Port Size	M26x1.5
Air Delivery Port Size	M26x1.5
Number of Cylinders	2
Through Drive	YES
Unloader Port Size	-
Water Or Air Cooled	W
Water Inlet Port Size	M16x1.5
Water Delivery Port Size	M16x1.5
Water Cooled Valve Plate	YES

Components

105.01.1100 Crankcase




OEM	OE
	1315275

623.01.1200 Cylinder Head




OEM	OE

623.01.1210 Cylinder Head With Plate Kit



OEM	OE

105.01.1300 Plate Kit



OEM	OE
I81015004	1315372
I810150061	1315377
	1697290
	1697770

102.01.1400 Connecting Rod



OEM	OE
SEB00626004	1283811
SEB00957004	1315278
	3090386
	1697281
	1698528

623.01.1500 Crankshaft




OEM	OE

623.01.1600 Bearing Cover




OEM	OE

103.01.2200 Valve Kit




OEM	OE
II326840061	1283818
	1317862

102.01.2600 Bushing



OEM	OE
EB00819	1315274
	1697278
	1697286
	5001830853
	1697286

102.01.2700 Screw Kit



OEM	OE


102.01.1700 Piston With Rings (STD)



OEM	OE
SEB22539	1315279
SEB01511004	1433932
STW63843	1697282
	5001867688
	1315280
	5001867688

102.01.1700-Ø75.00 mm
102.01.1710-Ø75.25 mm
102.01.1720-Ø75.50 mm
102.01.1730-Ø75.75 mm
102.01.1740-Ø76.00 mm

102.01.1800 Piston Ring Kit (STD)

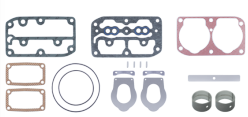


OEM	OE
4111416232	513839
I801770061	513843
8956710204	1283826
4111419202	1391384
	1391385
	1396835
	3090388
	0011310711

102.01.1800-Ø75.00 mm
102.01.1810-Ø75.25 mm
102.01.1820-Ø75.50 mm
102.01.1830-Ø75.75 mm
102.01.1840-Ø76.00 mm

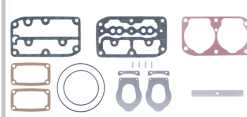
105.01.2300 Repair Kit With Bushing

OEM	OE
	1315376 1315377



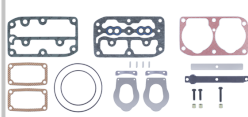
105.01.2350 Repair Kit w/o Bushing

OEM	OE
	SEB22541



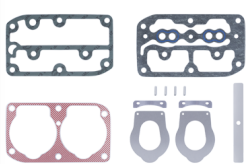
105.01.2320 Repair Kit

OEM	OE



105.01.1280 Head Repair Kit

OEM	OE



105.01.2100 Gasket & Sealing Kit

OEM	OE
	SEB22542



OEM	OE

OEM	OE

OEM	OE

OEM	OE

OEM	OE

OEM	OE

OEM	OE

OEM	OE

OEM	OE

OEM	OE

OEM	OE

OEM	OE

OEM	OE